

DAFTAR LAMPIRAN

1. Hasil Uji Sattistik Deskriptif

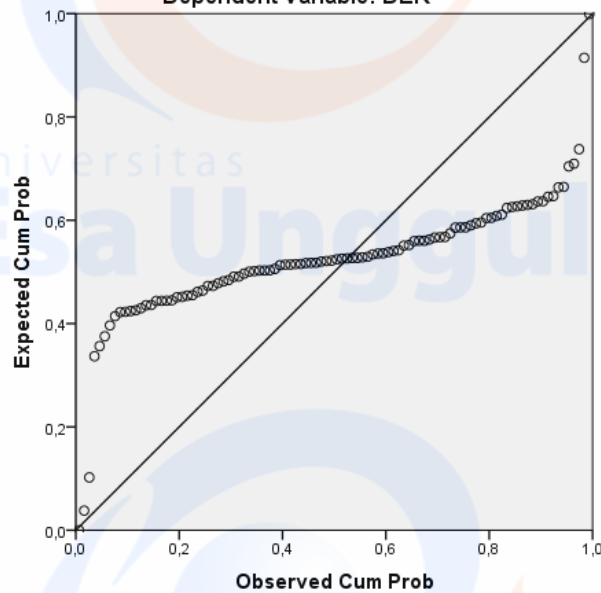
Descriptive Statistics

	N	Minimum	Maximum	Mean	Std. Deviation
ROA	100	-1.277	.374	.00016	.181583
SG	100	-3.135	3.051	-.03226	.611329
CR	100	.027	177.768	3.69514	18.770798
ETR	100	-12.546	4.615	-.00110	1.410072
DER	100	-44.713	16.749	.43773	5.368984
Valid N (listwise)	100				

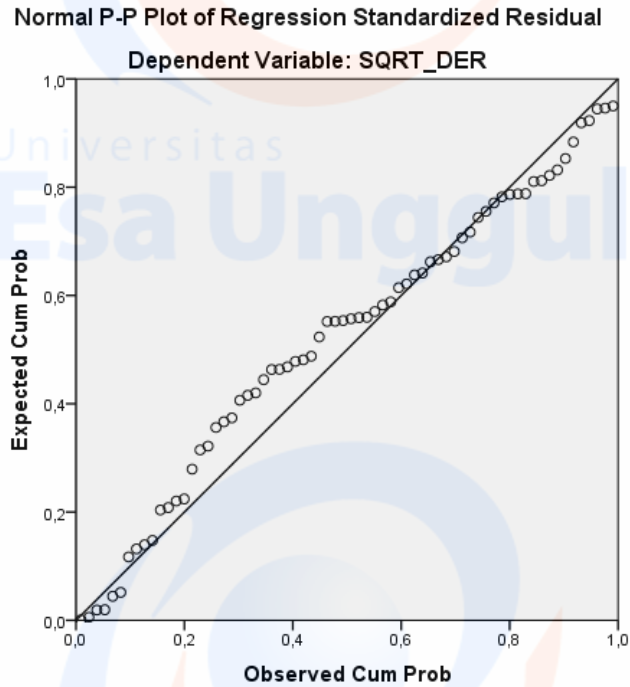
2. Hasil Uji Normalitas *PP-Plot*

Normal P-P Plot of Regression Standardized Residual

Dependent Variable: DER



3. Hasil Uji Normalitas Sesudah *Outlier* dan *Transform*



4. Hasil Uji *Kolmogorov Smirnov*

One-Sample Kolmogorov-Smirnov Test

		Unstandardized Residual
N		68
Normal Parameters ^{a,b}	Mean	0E-7
	Std. Deviation	,25669257
Most Extreme Differences	Absolute	,109
	Positive	,058
	Negative	-,109
Kolmogorov-Smirnov Z		,902
Asymp. Sig. (2-tailed)		,390

a. Test distribution is Normal.

b. Calculated from data.

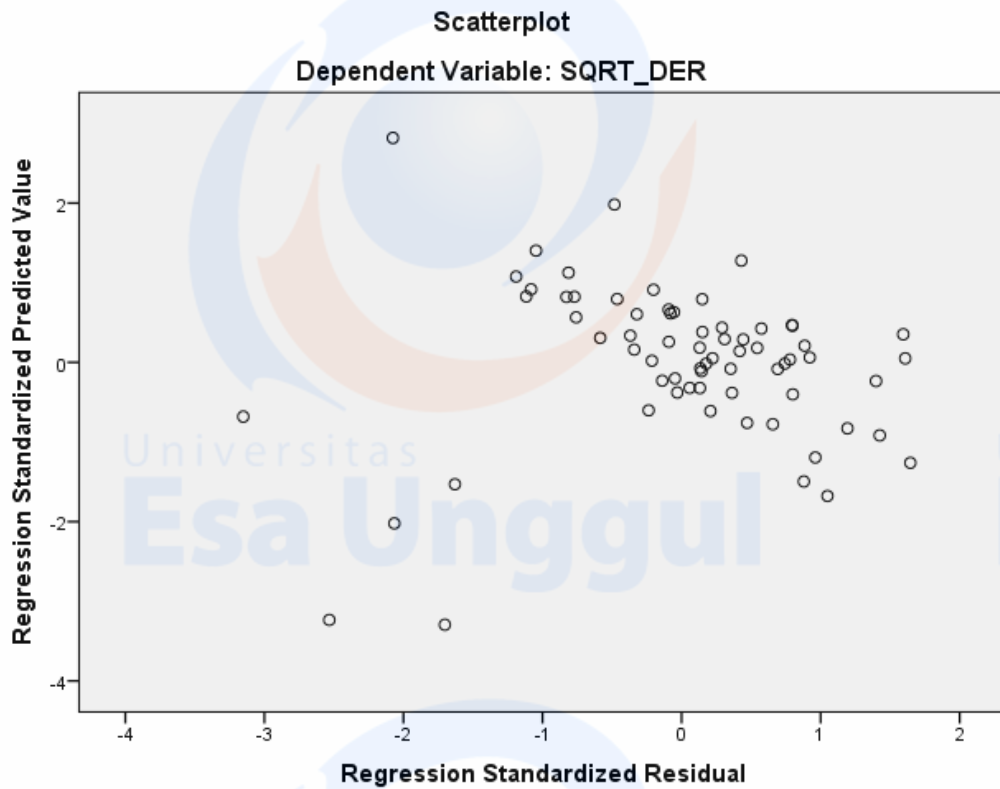
5. Hasil Uji Multikolinieritas:

Coefficients^a

Model		Unstandardized Coefficients		Standardized Coefficients	t	Sig.	Collinearity Statistics	
		B	Std. Error	Beta			Tolerance	VIF
1	(Constant)	-1,966	1,617		-1,216	,228		
	SQRT_ROA	2,458	1,182	,356	2,079	,042	,454	2,205
	SQRT_SG	-,132	,462	-,042	-,286	,776	,621	1,610
	LN_CR	,031	,035	,121	,881	,382	,698	1,433
	SQRT_ETR	,243	,407	,071	,597	,553	,943	1,061

a. Dependent Variable: SQRT_DER

6. Hasil Uji Heteroskedastisitas:



7. Hasil Uji Autokorelasi:

Model Summary^b

Model	R	R Square	Adjusted R Square	Std. Error of the Estimate	Change Statistics					Durbin Watson
					R Square Change	F Change	df1	df2	Sig. F Change	
1	,405 ^a	,164	,111	,26472	,164	3,096	4	63	,022	2,002

a. Predictors: (Constant), SQRT_ETR, SQRT_SG, LN_CR, SQRT_ROA

b. Dependent Variable: SQRT_DER

8. Hasil Uji F / ANOVA:

ANOVA^a

Model		Sum of Squares	Df	Mean Square	F	Sig.
1	Regression	,868	4	,217	3,096	,022 ^b
	Residual	4,415	63	,070		
	Total	5,283	67			

a. Dependent Variable: SQRT_DER

b. Predictors: (Constant), SQRT_ETR, SQRT_SG, LN_CR, SQRT_ROA

9. Hasil Uji t:

Coefficients^a

Model		Unstandardized Coefficients		Standardized Coefficients	t	Sig.	Collinearity Statistics	
		B	Std. Error	Beta			Tolerance	VIF
1	(Constant)	-1,966	1,617		-1,216	,228		
	SQRT_ROA	2,458	1,182	,356	2,079	,042	,454	2,205
	SQRT_SG	-,132	,462	-,042	-,286	,776	,621	1,610
	LN_CR	,031	,035	,121	,881	,382	,698	1,433
	SQRT_ETR	,243	,407	,071	,597	,553	,943	1,061

a. Dependent Variable: SQRT_DER

10. Hasil Uji Determinasi (*Adjusted R²*):

Model Summary^b

Model	R	R Square	Adjusted R Square	Std. Error of the Estimate	Change Statistics					Durbin-Watson
					R Square Change	F Change	df1	df2	Sig. F Change	
1	,405 ^a	,164	,111	,26472	,164	3,096	4	63	,022	2,002

a. Predictors: (Constant), SQRT_ETR, SQRT_SG, LN_CR, SQRT_ROA

b. Dependent Variable: SQRT_DER

11. Hasil Analisis Regresi Linier Berganda:

Coefficients^a

Model		Unstandardized Coefficients		Standardized Coefficients	t	Sig.	Collinearity Statistics	
		B	Std. Error	Beta			Tolerance	VIF
1	(Constant)	-1,966	1,617		-1,216	,228		
	SQRT_ROA	2,458	1,182	,356	2,079	,042	,454	2,205
	SQRT_SG	-,132	,462	-,042	-,286	,776	,621	1,610
	LN_CR	,031	,035	,121	,881	,382	,698	1,433
	SQRT_ETR	,243	,407	,071	,597	,553	,943	1,061

a. Dependent Variable: SQRT_DER

12. Perhitungan Profitabilitas (*Return On Assets Ratio*):

No.	KODE	EBIT	Total Assets	ROA
1	APOL	Rp (703,101,345,915.00)	Rp 3,008,036,943,936.00	(0.234)
2	ASSA	Rp 42,968,468,292.00	Rp 2,108,998,307,963.00	0.020
3	BBRM	Rp 7,007,044.00	Rp 139,965,093.00	0.050
4	BULL	\$ 4,786,542.00	\$ 334,388,330.00	0.014
5	CASS	Rp 252,556,208,000.00	Rp 795,015,458,000.00	0.318
6	GIAA	\$ 151,530,554.00	\$ 2,517,997,766.00	0.060
7	IATA	\$ (3,444,258.00)	\$ 78,797,821.00	(0.044)
8	INDX	Rp 13,160,085,047.00	Rp 150,509,404,105.00	0.087
9	KARW	\$ 5,574,436.00	\$ 56,784,634.00	0.098
10	MBSS	\$ 38,168,274.00	\$ 345,350,845.00	0.111
11	MIRA	Rp 11,241,698,615.00	Rp 405,042,661,229.00	0.028
12	NELY	Rp 59,879,630,257.00	Rp 431,872,162,507.00	0.139
13	PTIS	\$ 4,834,535.00	\$ 78,209,337.00	0.062
14	SDMU	Rp 7,043,634,804.00	Rp 277,672,117,951.00	0.025
15	SMDR	\$ 17,153,694.00	\$ 704,379,549.00	0.024
16	TAXI	Rp 173,953,907,000.00	Rp 2,137,040,347,000.00	0.081
17	TPMA	Rp 8,977,643.00	Rp 78,627,534.00	0.114
18	TRAM	\$ 54,413,413.00	\$ 335,791,468.00	0.162
19	WEHA	Rp 9,804,678,962.00	Rp 386,060,675,421.00	0.025
20	WINS	\$ 26,085,896.00	\$ 338,971,151.00	0.077
21	APOL	Rp (947,126,766,364.00)	Rp 2,577,573,874,479.00	(0.367)
22	ASSA	Rp 106,423,635,309.00	Rp 2,172,241,158,275.00	0.049
23	BBRM	Rp 6,122,218.00	Rp 164,269,294.00	0.037
24	BULL	\$ (41,104,441.00)	\$ 256,142,848.00	(0.160)
25	CASS	Rp 343,042,742,000.00	Rp 916,593,561,000.00	0.374
26	GIAA	\$ 8,815,603.00	\$ 2,953,784,952.00	0.003
27	IATA	\$ (3,030,174.00)	\$ 108,146,305.00	(0.028)
28	INDX	Rp 17,401,729,707.00	Rp 147,417,713,509.00	0.118
29	KARW	\$ (4,838,750.00)	\$ 54,934,887.00	(0.088)
30	MBSS	\$ 41,270,000.00	\$ 352,782,219.00	0.117
31	MIRA	Rp (455,035,666.00)	Rp 491,868,243,471.00	(0.001)
32	NELY	Rp 33,026,248,008.00	Rp 435,085,209,919.00	0.076
33	PTIS	\$ 4,265,145.00	\$ 75,837,439.00	0.056
34	SDMU	Rp 8,270,231,801.00	Rp 370,378,402,033.00	0.022
35	SMDR	\$ 13,641,160.00	\$ 465,800,392.00	0.029
36	TAXI	Rp 173,953,907,000.00	Rp 2,137,040,347,000.00	0.08
37	TPMA	Rp 8,722,198.00	Rp 129,398,245.00	0.07
38	TRAM	\$ 5,075,255.00	\$ 319,246,976.00	0.016
39	WEHA	Rp 3,952,936,570.00	Rp 515,509,832,681.00	0.008
40	WINS	\$ 39,673,558.00	\$ 422,283,895.00	0.094
41	APOL	Rp 31,322,281,013.00	Rp 1,858,190,988,862.00	0.017
42	ASSA	Rp 56,321,582,826.00	Rp 2,507,311,194,506.00	0.022
43	BBRM	Rp 665,177.00	Rp 176,525,370.00	0.004
44	BULL	\$ (15,518,823.00)	\$ 206,195,745.00	(0.075)
45	CASS	Rp 374,614,540,000.00	Rp 1,085,460,356,000.00	0.345

No.	KODE	EBIT	Total Assets	ROA
46	GIAA	\$ 13,653,713.00	\$ 2,992,713,206.00	0.005
47	IATA	\$ (2,973,063.00)	\$ 127,135,442.00	(0.023)
48	INDX	Rp 50,095,346,108.00	Rp 183,172,852,929.00	0.273
49	KARW	\$ (2,462,691.00)	\$ 53,661,811.00	(0.046)
50	MBSS	\$ 23,270,126.00	\$ 351,616,622.00	0.066
51	MIRA	Rp (43,480,301,381.00)	Rp 515,577,615,353.00	(0.084)
52	NELY	Rp 25,555,159,187.00	Rp 442,803,314,973.00	0.058
53	PTIS	\$ (4,653,718.00)	\$ 67,343,392.00	(0.069)
54	SDMU	Rp 11,430,639,848.00	Rp 405,100,406,126.00	0.028
55	SMDR	\$ 27,848,438.00	\$ 623,416,139.00	0.045
56	TAXI	Rp 152,575,294,000.00	Rp 3,011,555,034,000.00	0.051
57	TPMA	Rp 12,872,800.00	Rp 136,105,726.00	0.095
58	TRAM	\$ (32,803,368.00)	\$ 285,611,386.00	(0.115)
59	WEHA	Rp 4,441,437,318.00	Rp 477,308,105,800.00	0.009
60	WINS	\$ 33,436,554.00	\$ 501,284,320.00	0.067
61	APOL	Rp (524,773,971,879.00)	Rp 1,600,998,030,575.00	(0.328)
62	ASSA	Rp 56,854,925,672.00	Rp 2,892,967,196,853.00	0.020
63	BBRM	Rp (27,340,036.00)	Rp 156,468,239.00	(0.175)
64	BULL	\$ 10,072,372.00	\$ 206,784,125.00	0.049
65	CASS	Rp 414,195,662,000.00	Rp 1,279,507,012,000.00	0.324
66	GIAA	\$ 106,660,147.00	\$ 3,310,010,986.00	0.032
67	IATA	\$ (12,733,344.00)	\$ 108,438,664.00	(0.117)
68	INDX	Rp 2,679,491,872.00	Rp 181,024,951,673.00	0.015
69	KARW	\$ (29,125,426.00)	\$ 22,798,798.00	(1.277)
70	MBSS	\$ (10,237,418.00)	\$ 307,783,678.00	(0.033)
71	MIRA	Rp (15,786,139,827.00)	Rp 480,589,845,543.00	(0.033)
72	NELY	Rp 28,893,562,900.00	Rp 422,231,227,377.00	0.068
73	PTIS	\$ (12,831,285.00)	\$ 59,988,386.00	(0.214)
74	SDMU	Rp 2,882,818,395.00	Rp 403,984,087,058.00	0.007
75	SMDR	\$ 15,530,631.00	\$ 573,176,194.00	0.027
76	TAXI	Rp 50,716,457,000.00	Rp 2,883,807,269,000.00	0.018
77	TPMA	Rp 2,539,980.00	Rp 131,063,078.00	0.019
78	TRAM	\$ (75,818,857.00)	\$ 205,441,702.00	(0.369)
79	WEHA	Rp (50,993,540,028.00)	Rp 358,826,820,649.00	(0.142)
80	WINS	\$ (9,936,563.00)	\$ 445,618,424.00	(0.022)
81	APOL	Rp (211,067,226,263.00)	Rp 1,214,104,459,319.00	(0.174)
82	ASSA	Rp 88,814,963,188.00	Rp 3,029,807,463,353.00	0.029
83	BBRM	Rp (7,238,541.00)	Rp 140,246,502.00	(0.052)
84	BULL	\$ 451,496.00	\$ 238,761,942.00	0.002
85	CASS	Rp 428,531,745,000.00	Rp 1,647,454,782,000.00	0.260
86	GIAA	\$ 17,790,700.00	\$ 3,737,569,390.00	0.005
87	IATA	\$ (12,297,285.00)	\$ 94,297,475.00	(0.130)
88	INDX	Rp (17,633,079,509.00)	Rp 162,412,706,550.00	(0.109)
89	KARW	\$ 2,297,900.00	\$ 24,591,455.00	0.093
90	MBSS	\$ (29,778,990.00)	\$ 260,520,607.00	(0.114)
91	MIRA	Rp (35,954,837,951.00)	Rp 400,014,977,533.00	(0.090)
92	NELY	Rp 14,617,154,768.00	Rp 409,484,780,079.00	0.036

No.	KODE	EBIT	Total Assets	ROA
93	PTIS	\$ 10,469,013.00	\$ 44,378,238.00	0.236
94	SDMU	Rp 2,937,607,586.00	Rp 436,204,840,797.00	0.007
95	SMDR	\$ 62,566,997.00	\$ 571,897,296.00	0.109
96	TAXI	Rp (223,364,576,000.00)	Rp 2,557,262,840,000.00	(0.087)
97	TPMA	Rp 1,881,407.00	Rp 121,215,065.00	0.016
98	TRAM	\$ (19,254,529.00)	\$ 161,780,265.00	(0.119)
99	WEHA	Rp (29,114,801,345.00)	Rp 258,333,998,560.00	(0.113)
100	WINS	\$ (22,061,333.00)	Rp 401,336,528.00	(0.055)

13. Perhitungan Pertumbuhan Penjualan (*Sales Growth Ratio*)

No.	KODE	Revenue (t)	Revenue (t-1)	SG
1	APOL	Rp 1,176,954,199,230.00	Rp 1,300,700,586,936.00	(0.095)
2	ASSA	Rp 793,862,147,315.00	Rp 567,412,592,899.00	0.399
3	BBRM	Rp 34,314,355.00	Rp 16,289,873.00	1.106
4	BULL	\$ 69,789,953.00	\$ 104,633,750.00	(0.333)
5	CASS	Rp 1,006,269,488,000.00	Rp 803,573,806,000.00	0.252
6	GIAA	\$ 2,887,250,744.00	\$ 2,580,538,964.00	0.119
7	IATA	\$ 28,743,271.00	\$ 23,678,736.00	0.214
8	INDX	Rp 81,244,191,781.00	Rp 20,055,640,994.00	3.051
9	KARW	\$ 3,148,079.00	\$ 2,861,980.00	0.100
10	MBSS	\$ 141,449,692.00	\$ 121,581,443.00	0.163
11	MIRA	Rp 245,497,159,520.00	Rp 2,134,693,492,070.00	(0.885)
12	NELY	Rp 221,012,769,878.00	Rp 186,648,558,988.00	0.184
13	PTIS	\$ 44,931,691.00	\$ 43,259,210.00	0.039
14	SDMU	Rp 128,068,393,633.00	Rp 100,310,520,202.00	0.277
15	SMDR	\$ 614,030,999.00	\$ 585,494,697.00	0.049
16	TAXI	Rp 686,916,910,000.00	Rp 520,863,266,000.00	0.319
17	TPMA	Rp 49,715,607.00	Rp 39,281,110.00	0.266
18	TRAM	\$ (29,568,899.00)	\$ 17,848,391.00	(2.657)
19	WEHA	Rp 201,199,180,415.00	Rp 171,766,045,055.00	0.171
20	WINS	\$ 124,120,506.00	\$ 115,922,160.00	0.071
21	APOL	Rp 1,100,167,229,250.00	Rp 1,176,954,199,230.00	(0.065)
22	ASSA	Rp 1,018,883,265,475.00	Rp 793,862,147,315.00	0.283
23	BBRM	Rp 37,284,541.00	Rp 34,314,355.00	0.087
24	BULL	\$ 47,401,704.00	\$ 69,789,953.00	(0.321)
25	CASS	Rp 1,319,303,842,000.00	Rp 1,006,269,488,000.00	0.311
26	GIAA	\$ 3,716,076,586.00	\$ 2,887,250,744.00	0.287
27	IATA	\$ 28,253,787.00	Rp 28,743,271.00	(0.017)
28	INDX	Rp 135,359,026,966.00	Rp 81,244,191,781.00	0.666
29	KARW	\$ 2,638,464.00	\$ 3,148,079.00	(0.162)
30	MBSS	\$ 151,116,406.00	\$ 141,449,692.00	0.068
31	MIRA	Rp 170,309,748,043.00	Rp 245,497,159,520.00	(0.306)
32	NELY	Rp 206,024,940,837.00	Rp 221,012,769,878.00	(0.068)
33	PTIS	\$ 36,484,328.00	\$ 44,931,691.00	(0.188)

No.	KODE	Revenue (t)		Revenue (t-1)		SG
34	SDMU	Rp	176,556,067,956.00	Rp	128,068,393,633.00	0.379
35	SMDR	\$	537,577,762.00	\$	614,030,999.00	(0.125)
36	TAXI	Rp	686,916,910,000.00	Rp	520,863,266,000.00	0.319
37	TPMA	Rp	58,868,930.00	Rp	49,715,607.00	0.184
38	TRAM	\$	63,130,898.00	\$	(29,568,899.00)	(3.135)
39	WEHA	Rp	236,843,506,074.00	Rp	201,199,180,415.00	0.177
40	WINS	\$	186,721,884.00	\$	124,120,506.00	0.504
41	APOL	Rp	824,638,584,387.00	Rp	1,100,167,229,250.00	(0.250)
42	ASSA	Rp	1,140,260,479,449.00	Rp	1,018,883,265,475.00	0.119
43	BBRM	Rp	33,948,270.00	Rp	37,284,541.00	(0.089)
44	BULL	\$	42,871,333.00	\$	47,401,704.00	(0.096)
45	CASS	Rp	1,520,443,629,000.00	Rp	1,319,303,842,000.00	0.152
46	GIAA	\$	3,759,450,237.00	\$	3,716,076,586.00	0.012
47	IATA	\$	23,570,709.00	\$	28,253,787.00	(0.166)
48	INDX	Rp	175,540,689,561.00	Rp	135,359,026,966.00	0.297
49	KARW	\$	2,591,442.00	\$	2,638,464.00	(0.018)
50	MBSS	\$	135,280,006.00	\$	151,116,406.00	(0.105)
51	MIRA	Rp	141,408,786,463.00	Rp	170,309,748,043.00	(0.170)
52	NELY	Rp	219,324,820,166.00	Rp	206,024,940,837.00	0.065
53	PTIS	\$	30,814,374.00	\$	36,484,328.00	(0.155)
54	SDMU	Rp	147,275,097,145.00	Rp	176,556,067,956.00	(0.166)
55	SMDR	\$	510,278,202.00	\$	537,577,762.00	(0.051)
56	TAXI	Rp	889,722,966,000.00	Rp	686,916,910,000.00	0.2952
57	TPMA	Rp	72,526,640.00	Rp	58,868,930.00	0.2320
58	TRAM	\$	59,995,861.00	\$	63,130,898.00	(0.050)
59	WEHA	Rp	239,793,008,620.00	Rp	236,843,506,074.00	0.012
60	WINS	\$	176,911,770.00	\$	186,721,884.00	(0.053)
61	APOL	Rp	663,386,012,339.00	Rp	824,638,584,387.00	(0.196)
62	ASSA	Rp	1,392,596,846,234.00	Rp	1,140,260,479,449.00	0.221
63	BBRM	Rp	24,576,893.00	Rp	33,948,270.00	(0.276)
64	BULL	\$	50,638,377.00	\$	42,871,333.00	0.181
65	CASS	Rp	1,631,764,589,000.00	Rp	1,520,443,629,000.00	0.073
66	GIAA	\$	3,208,469,733.00	\$	3,759,450,237.00	(0.147)
67	IATA	\$	17,171,194.00	\$	23,570,709.00	(0.272)
68	INDX	Rp	75,105,740,350.00	Rp	175,540,689,561.00	(0.572)
69	KARW	\$	3,113,603.00	\$	2,591,442.00	0.201
70	MBSS	\$	89,758,924.00	\$	135,280,006.00	(0.336)
71	MIRA	Rp	146,900,087,426.00	Rp	141,408,786,463.00	0.039
72	NELY	Rp	192,721,688,228.00	Rp	219,324,820,166.00	(0.121)
73	PTIS	\$	6,753,296.00	\$	30,814,374.00	(0.781)
74	SDMU	Rp	143,213,177,033.00	Rp	147,275,097,145.00	(0.028)
75	SMDR	\$	451,126,030.00	\$	510,278,202.00	(0.116)
76	TAXI	Rp	970,093,414,000.00	Rp	889,722,966,000.00	0.090
77	TPMA	Rp	50,389,838.00	Rp	72,526,640.00	(0.305)
78	TRAM	\$	33,748,452.00	\$	59,995,861.00	(0.437)
79	WEHA	Rp	165,182,842,010.00	Rp	239,793,008,620.00	(0.311)
80	WINS	\$	99,916,920.00	\$	176,911,770.00	(0.435)

No.	KODE	Revenue (t)	Revenue (t-1)	SG
81	APOL	Rp 439,078,197,181.00	Rp 663,386,012,339.00	(0.338)
82	ASSA	Rp 1,570,388,327,917.00	Rp 1,392,596,846,234.00	0.128
83	BBRM	Rp 25,398,131.00	Rp 24,576,893.00	0.033
84	BULL	\$ 51,249,759.00	\$ 50,638,377.00	0.012
85	CASS	Rp 1,778,033,680,000.00	Rp 1,631,764,589,000.00	0.090
86	GIAA	\$ 3,279,806,762.00	\$ 3,208,469,733.00	0.022
87	IATA	\$ 16,275,140.00	\$ 17,171,194.00	(0.052)
88	INDX	Rp -	Rp 75,105,740,350.00	(1.000)
89	KARW	\$ 7,668,273.00	\$ 3,113,603.00	1.463
90	MBSS	\$ 65,758,062.00	\$ 89,758,924.00	(0.267)
91	MIRA	Rp 114,571,589,749.00	Rp 146,900,087,426.00	(0.220)
92	NELY	Rp 160,609,018,764.00	Rp 192,721,688,228.00	(0.167)
93	PTIS	\$ 10,469,013.00	\$ 6,753,296.00	0.550
94	SDMU	Rp 118,192,390,630.00	Rp 143,213,177,033.00	(0.175)
95	SMDR	\$ 406,437,733.00	\$ 451,126,030.00	(0.099)
96	TAXI	Rp 618,207,037,000.00	Rp 970,093,414,000.00	(0.363)
97	TPMA	Rp 33,181,074.00	Rp 50,389,838.00	(0.342)
98	TRAM	\$ 26,915,643.00	\$ 33,748,452.00	(0.202)
99	WEHA	Rp 137,812,110,039.00	Rp 165,182,842,010.00	(0.166)
100	WINS	\$ 89,136,334.00	\$ 99,916,920.00	(0.108)

14. Perhitungan Likuiditas (*Current Ratio*)

No.	KODE	Asset Lancar	Kewajiban Lancar	CR
1	APOL	Rp 609,848,936,144.00	Rp 2,020,134,128,584.00	0.302
2	ASSA	Rp 435,661,177,548.00	Rp 396,686,090,694.00	1.098
3	BBRM	Rp 10,839,721.00	Rp 35,503,968.00	0.305
4	BULL	\$ 89,894,086.00	\$ 84,571,570.00	1.063
5	CASS	Rp 430,369,669,000.00	Rp 247,412,754,000.00	1.739
6	GIAA	\$ 636,566,218.00	\$ 754,207,052.00	0.844
7	IATA	\$ 31,970,793.00	\$ 34,527,305.00	0.926
8	INDX	Rp 69,468,341,483.00	Rp 42,251,741,053.00	1.644
9	KARW	\$ 6,271,691.00	\$ 57,936,034.00	0.108
10	MBSS	\$ 52,908,372.00	\$ 61,506,290.00	0.860
11	MIRA	Rp 65,731,628,662.00	Rp 53,683,460,860.00	1.224
12	NELY	Rp 137,648,006,427.00	Rp 44,830,925,914.00	3.070
13	PTIS	\$ 19,461,748.00	\$ 15,073,893.00	1.291
14	SDMU	Rp 83,770,987,509.00	Rp 73,824,548,939.00	1.135
15	SMDR	\$ 185,934,241.00	\$ 180,965,713.00	1.027
16	TAXI	Rp 596,729,838,000.00	Rp 575,014,695,000.00	1.038
17	TPMA	Rp 14,593,005.00	Rp 20,678,125.00	0.706
18	TRAM	\$ 68,593,121.00	\$ 181,361,252.00	0.378
19	WEHA	Rp 54,105,207,129.00	Rp 46,399,601,975.00	1.166
20	WINS	\$ 57,912,721.00	\$ 46,539,383.00	1.244

No.	KODE	Asset Lancar	Kewajiban Lancar	CR
21	APOL	Rp 443,779,359,605.00	Rp 2,116,978,766,293.00	0.210
22	ASSA	Rp 200,696,682,735.00	Rp 410,110,600,279.00	0.489
23	BBRM	Rp 19,554,286.00	Rp 31,314,386.00	0.624
24	BULL	\$ 55,738,101.00	\$ 30,016,206.00	1.857
25	CASS	Rp 482,987,570,000.00	Rp 315,416,064,000.00	1.531
26	GIAA	\$ 819,133,923.00	\$ 983,890,767.00	0.833
27	IATA	\$ 34,733,636.00	\$ 65,105,499.00	0.533
28	INDX	Rp 72,377,387,154.00	Rp 17,232,581,209.00	4.200
29	KARW	\$ 1,669,140.00	\$ 61,603,214.00	0.027
30	MBSS	\$ 80,294,582.00	\$ 37,186,089.00	2.159
31	MIRA	Rp 67,167,155,665.00	Rp 66,786,145,016.00	1.006
32	NELY	Rp 132,467,481,389.00	Rp 57,426,700,751.00	2.307
33	PTIS	\$ 13,652,609.00	\$ 21,755,628.00	0.628
34	SDMU	Rp 94,144,598,724.00	Rp 111,897,711,704.00	0.841
35	SMDR	\$ 180,139,236.00	\$ 170,893,945.00	1.054
36	TAXI	Rp 596,729,838,000.00	Rp 575,014,695,000.00	1.038
37	TPMA	Rp 16,550,440.00	Rp 31,951,625.00	0.518
38	TRAM	\$ 67,370,632.00	\$ 149,656,458.00	0.450
39	WEHA	Rp 73,603,480,808.00	Rp 69,385,386,862.00	1.061
40	WINS	\$ 85,186,871.00	\$ 67,883,158.00	1.255
41	APOL	Rp 297,775,310,792.00	Rp 2,047,873,240,886.00	0.145
42	ASSA	Rp 215,694,874,010.00	Rp 537,744,820,888.00	0.401
43	BBRM	Rp 40,146,428.00	Rp 33,785,595.00	1.188
44	BULL	\$ 39,795,857.00	\$ 37,742,391.00	1.054
45	CASS	Rp 589,767,791,000.00	Rp 353,250,744,000.00	1.670
46	GIAA	\$ 836,522,314.00	\$ 999,099,449.00	0.837
47	IATA	\$ 31,899,815.00	\$ 15,890,336.00	2.007
48	INDX	Rp 110,150,388,970.00	Rp 5,003,337,356.00	22.015
49	KARW	\$ 4,262,173.00	\$ 63,267,204.00	0.067
50	MBSS	\$ 95,368,567.00	\$ 38,892,542.00	2.452
51	MIRA	Rp 183,485,024,787.00	Rp 78,973,212,380.00	2.323
52	NELY	Rp 96,238,565,669.00	Rp 52,967,173,979.00	1.817
53	PTIS	\$ 9,478,889.00	\$ 15,788,063.00	0.600
54	SDMU	Rp 93,619,931,114.00	Rp 115,465,961,241.00	0.811
55	SMDR	\$ 183,455,669.00	\$ 165,938,961.00	1.106
56	TAXI	Rp 672,476,985,000.00	Rp 513,051,327,000.00	1.311
57	TPMA	Rp 14,047,027.00	Rp 34,023,519.00	0.413
58	TRAM	\$ 63,878,157.00	\$ 118,639,025.00	0.538
59	WEHA	Rp 77,048,155,759.00	Rp 69,097,621,618.00	1.115
60	WINS	\$ 83,186,030.00	\$ 67,467,892.00	1.233
61	APOL	Rp 267,444,075,211.00	Rp 6,571,905,837,382.00	0.041
62	ASSA	Rp 265,669,161,853.00	Rp 625,123,073,152.00	0.425
63	BBRM	Rp 6,834,512.00	Rp 49,368,917.00	0.138

No.	KODE	Asset Lancar	Kewajiban Lancar	CR
64	BULL	\$ 53,985,022.00	\$ 48,786,673.00	1.107
65	CASS	Rp 932,838,567,000.00	Rp 417,406,003,000.00	2.235
66	GIAA	\$ 1,007,848,005.00	\$ 1,195,849,121.00	0.843
67	IATA	\$ 21,238,513.00	\$ 18,701,707.00	1.136
68	INDX	Rp 77,380,231,156.00	Rp 1,229,034,146.00	62.960
69	KARW	\$ 2,264,745.00	\$ 61,593,976.00	0.037
70	MBSS	\$ 81,516,715.00	\$ 39,015,716.00	2.089
71	MIRA	Rp 188,393,544,542.00	Rp 70,610,055,517.00	2.668
72	NELY	Rp 92,436,909,071.00	Rp 29,217,872,661.00	3.164
73	PTIS	\$ 5,496,045.00	\$ 17,710,130.00	0.310
74	SDMU	Rp 111,084,740,969.00	Rp 118,700,001,817.00	0.936
75	SMDR	\$ 182,100,133.00	\$ 156,004,189.00	1.167
76	TAXI	Rp 618,300,190,000.00	Rp 425,777,929,000.00	1.452
77	TPMA	Rp 16,690,395.00	Rp 32,260,889.00	0.517
78	TRAM	\$ 32,318,802.00	\$ 138,744,431.00	0.233
79	WEHA	Rp 42,145,522,652.00	Rp 164,670,613,402.00	0.256
80	WINS	\$ 41,699,802.00	\$ 55,532,876.00	0.751
81	APOL	Rp 222,301,637,173.00	Rp 6,359,273,595,490.00	0.035
82	ASSA	Rp 292,211,049,808.00	Rp 596,788,731,977.00	0.490
83	BBRM	Rp 6,994,050.00	Rp 42,354,507.00	0.165
84	BULL	\$ 48,193,493.00	\$ 43,648,031.00	1.104
85	CASS	Rp 1,086,484,530,000.00	Rp 487,042,513,000.00	2.231
86	GIAA	\$ 1,165,133,302.00	\$ 1,563,576,121.00	0.745
87	IATA	\$ 16,521,556.00	\$ 37,025,496.00	0.446
88	INDX	Rp 62,445,465,923.00	Rp 562,345,297.00	111.045
89	KARW	\$ 4,427,061.00	\$ 61,002,085.00	0.073
90	MBSS	\$ 56,422,657.00	\$ 43,188,295.00	1.306
91	MIRA	Rp 172,062,336,292.00	Rp 64,263,629,910.00	2.677
92	NELY	Rp 103,632,804,322.00	Rp 22,862,731,874.00	4.533
93	PTIS	\$ 5,453,529.00	\$ 19,925,638.00	0.274
94	SDMU	Rp 117,433,832,486.00	Rp 97,664,839,437.00	1.202
95	SMDR	\$ 177,349,629.00	\$ 163,264,907.00	1.086
96	TAXI	Rp 712,446,735,000.00	Rp 174,751,384,000.00	4.077
97	TPMA	Rp 14,379,829.00	Rp 28,420,789.00	0.506
98	TRAM	\$ 26,811,364.00	\$ 124,045,715.00	0.216
99	WEHA	Rp 46,623,259,177.00	Rp 138,281,620,188.00	0.337
100	WINS	\$ 44,367,669.00	\$ 50,085,502.00	0.886

15. Perhitungan Beban Pajak (*Effective Tax Rate Ratio*)

No.	KODE	EBIT	Beban Pajak (t-1)	ETR (t-1)
1	APOL	Rp (703,101,345,915.00)	Rp 17,175,272,541.00	(0.024)
2	ASSA	Rp 42,968,468,292.00	Rp 19,341,884,227.00	0.450
3	BRM	\$ 7,007,044.00	\$ 211,499.00	(0.030)
4	BULL	\$ 4,786,542.00	\$ 1,107,748.00	0.231
5	CASS	Rp 252,556,208,000.00	Rp 53,738,700.00	0.000
6	GIAA	\$ 151,530,554.00	\$ 32,707,732.00	0.216
7	IATA	\$ (3,444,258.00)	\$ (411,973.00)	0.120
8	INDX	Rp 13,160,085,047.00	Rp 423,046,261.00	0.032
9	KARW	\$ 5,574,436.00	\$ (88,759.00)	(0.016)
10	MBSS	\$ 38,168,274.00	\$ 1,458,977.00	0.038
11	MIRA	Rp 11,241,698,615.00	Rp (141,039,722,434.00)	(12.546)
12	NELY	Rp 59,879,630,257.00	Rp 2,619,280,330.00	0.044
13	PTIS	\$ 4,834,535.00	\$ 918,669.00	0.190
14	SDMU	Rp 7,043,634,804.00	Rp 1,702,630,786.00	0.242
15	SMDR	\$ 17,153,694.00	\$ 5,009,028.00	0.292
16	TAXI	Rp 173,953,907,000.00	Rp 27,587,872,000.00	0.159
17	TPMA	Rp 8,977,643.00	Rp (495,787.00)	0.055
18	TRAM	\$ 54,413,413.00	\$ 1,022,085.00	0.019
19	WEHA	Rp 9,804,678,962.00	Rp 5,592,766,824.00	0.570
20	WINS	\$ 26,085,896.00	\$ 1,555,357.00	0.060
21	APOL	Rp (947,126,766,364.00)	Rp 16,979,123,266.00	(0.018)
22	ASSA	Rp 106,423,635,309.00	Rp 13,515,207,266.00	0.127
23	BBRM	\$ 6,122,218.00	\$ 564,130.00	(0.092)
24	BULL	\$ (41,104,441.00)	\$ 899,582.00	(0.022)
25	CASS	Rp 343,042,742,000.00	Rp 63,127,902,000.00	0.184
26	GIAA	\$ 8,815,603.00	\$ 40,687,981.00	4.615
27	IATA	\$ (3,030,174.00)	\$ (648,627.00)	0.214
28	INDX	Rp 17,401,729,707.00	Rp 998,291,798.00	0.057
29	KARW	\$ (4,838,750.00)	\$ (181,745.00)	0.038
30	MBSS	\$ 41,270,000.00	\$ 1,697,396.00	0.041
31	MIRA	Rp (455,035,666.00)	Rp 1,291,828,394.00	(2.839)
32	NELY	Rp 33,026,248,008.00	Rp 4,470,808,458.00	0.135
33	PTIS	\$ 4,265,145.00	\$ 751,873.00	0.176
34	SDMU	Rp 8,270,231,801.00	Rp 1,891,781,419.00	0.229
35	SMDR	\$ 13,641,160.00	\$ 7,748,808.00	0.568
36	TAXI	Rp 173,953,907,000.00	Rp 27,587,872,000.00	(0.159)
37	TPMA	Rp 8,722,198.00	Rp (619,355.00)	0.071
38	TRAM	\$ 5,075,255.00	\$ 1,115,336.00	0.220
39	WEHA	Rp 3,952,936,570.00	Rp 3,871,713,444.00	0.979
40	WINS	\$ 39,673,558.00	\$ 2,070,036.00	0.052
41	APOL	Rp 31,322,281,013.00	Rp 18,546,180,819.00	0.592

No.	KODE	EBIT	Beban Pajak (t-1)	ETR (t-1)
42	ASSA	Rp 56,321,582,826.00	Rp 14,380,834,145.00	0.255
43	BBRM	\$ 665,177.00	\$ 625,336.00	(0.940)
44	BULL	\$ (15,518,823.00)	\$ 568,773.00	(0.037)
45	CASS	Rp 374,614,540,000.00	Rp 93,025,646,000.00	0.248
46	GIAA	\$ 13,653,713.00	\$ (2,384,777.00)	(0.175)
47	IATA	\$ (2,973,063.00)	\$ (738,947.00)	0.249
48	INDX	Rp 50,095,346,108.00	Rp 1,306,637,641.00	0.026
49	KARW	\$ (2,462,691.00)	\$ (113,465.00)	0.046
50	MBSS	\$ 23,270,126.00	\$ 1,813,397.00	0.078
51	MIRA	Rp (43,480,301,381.00)	Rp 1,262,138,402.00	(0.029)
52	NELY	Rp 25,555,159,187.00	Rp 3,537,747,677.00	0.138
53	PTIS	\$ (4,653,718.00)	\$ 827,361.00	(0.178)
54	SDMU	Rp 11,430,639,848.00	Rp 2,013,793,987.00	0.176
55	SMDR	\$ 27,848,438.00	\$ 6,904,024.00	0.248
56	TAXI	Rp 152,575,294,000.00	Rp 41,342,757,000.00	0.271
57	TPMA	Rp 12,872,800.00	Rp 706,427.00	(0.055)
58	TRAM	\$ (32,803,368.00)	\$ 1,212,493.00	(0.037)
59	WEHA	Rp 4,441,437,318.00	Rp (2,182,665,430.00)	(0.491)
60	WINS	\$ 33,436,554.00	\$ 2,887,288.00	0.086
61	APOL	Rp (524,773,971,879.00)	Rp 10,822,774,287.00	(0.021)
62	ASSA	Rp 56,854,925,672.00	Rp 13,373,807,272.00	0.235
63	BBRM	\$ (27,340,036.00)	\$ 625,360.00	0.023
64	BULL	\$ 10,072,372.00	\$ 539,550.00	0.054
65	CASS	Rp 414,195,662,000.00	Rp 104,854,455,000.00	0.253
66	GIAA	\$ 106,660,147.00	\$ 70,707.00	0.001
67	IATA	\$ (12,733,344.00)	\$ (1,642,926.00)	0.129
68	INDX	Rp 2,679,491,872.00	Rp 2,232,720,231.00	0.833
69	KARW	\$ (29,125,426.00)	\$ 523,175.00	(0.018)
70	MBSS	\$ (10,237,418.00)	\$ 1,646,377.00	(0.161)
71	MIRA	Rp (15,786,139,827.00)	Rp 1,397,174,359.00	(0.089)
72	NELY	Rp 28,893,562,900.00	Rp 2,191,812,907.00	0.076
73	PTIS	\$ (12,831,285.00)	\$ 817,447.00	(0.064)
74	SDMU	Rp 2,882,818,395.00	Rp 1,830,786,965.00	0.635
75	SMDR	\$ 15,530,631.00	\$ 6,589,644.00	0.424
76	TAXI	Rp 50,716,457,000.00	Rp 34,289,422,000.00	0.676
77	TPMA	Rp 2,539,980.00	Rp 870,320.00	(0.343)
78	TRAM	\$ (75,818,857.00)	\$ 1,212,493.00	(0.016)
79	WEHA	Rp (50,993,540,028.00)	Rp (929,011,073.00)	0.018
80	WINS	\$ (9,936,563.00)	\$ 2,998,721.00	(0.302)
81	APOL	Rp (211,067,226,263.00)	Rp 2,960,721,234.00	(0.014)
82	ASSA	Rp 88,814,963,188.00	Rp 22,678,586,033.00	0.255
83	BBRM	Rp (7,238,541.00)	Rp 312,882.00	0.043
84	BULL	\$ 451,496.00	\$ 86,853.00	0.192

No.	KODE	EBIT	Beban Pajak (t-1)	ETR (t-1)
85	CASS	Rp 428,531,745,000.00	Rp 120,624,150,000.00	0.281
86	GIAA	\$ 17,790,700.00	\$ 28,685,986.00	1.612
87	IATA	\$ (12,297,285.00)	Rp (1,303,580.00)	0.106
88	INDX	Rp (17,633,079,509.00)	Rp 747,329,045.00	(0.042)
89	KARW	\$ 2,297,900.00	\$ 36,521.00	0.016
90	MBSS	\$ (29,778,990.00)	Rp -	-
91	MIRA	Rp (35,954,837,951.00)	Rp 1,776,947,826.00	(0.049)
92	NELY	Rp 14,617,154,768.00	Rp 437,328,133.00	0.030
93	PTIS	\$ 10,469,013.00	\$ 37,113.00	0.004
94	SDMU	Rp 2,937,607,586.00	Rp 2,078,756,533.00	0.708
95	SMDR	\$ 62,566,997.00	\$ 5,591,395.00	0.089
96	TAXI	Rp (223,364,576,000.00)	Rp 18,394,192,000.00	(0.082)
97	TPMA	Rp 1,881,407.00	Rp 604,678.00	(0.321)
98	TRAM	\$ (19,254,529.00)	\$ 563,163.00	(0.029)
99	WEHA	Rp (29,114,801,345.00)	Rp 11,901,800,250.00	(0.409)
100	WINS	\$ (22,061,333.00)	\$ (183,596.00)	0.008